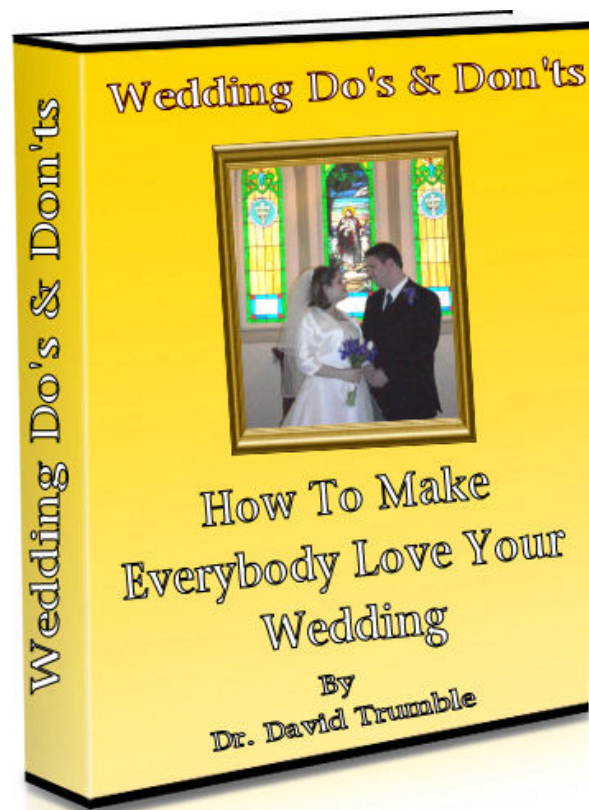



# Wedding Do's And Don'ts



# How To Make Everybody Love Your Wedding

By  
Dr. David Trumble



# **Wedding Do's And Don'ts**


## **How To Make Everybody Love Your Wedding**

All Rights Reserved

© 2009

Castle Christian – Publishing

Dr. David Trumble



## **LEGAL NOTICE**


The Publisher has strived to be as accurate and complete as possible in the creation of this report, notwithstanding the fact that he does not warrant or represent at any time that the contents within are accurate due to the rapidly changing nature of the Internet.

While all attempts have been made to verify information provided in this publication, the Publisher assumes no responsibility for errors, omissions, or contrary interpretation of the subject matter herein. Any perceived slights of specific persons, peoples, or organizations are unintentional.

In practical advice books, like anything else in life, there are no guarantees of income made. Readers are cautioned to rely on their own judgment about their individual circumstances to act accordingly.

This book is not intended for use as a source of legal, business, accounting or financial advice. All readers are advised to seek services of competent professionals in legal, business, accounting, and finance field.

This book is a compilation of tips and advice from many sources edited, embellished, and enhanced by the author.



# **Table of Contents**

**About The Author**

**Introduction**

**Why Good Manners Are Important**

**Who Does What?**

**The Wedding Shower**

**Invitations and Announcements**

**Who Is Paying?  
Or Who Pays For What?**

**Wedding Gifts**

**Wedding Tipping & Gratuities**


**Destination Wedding Etiquette**

**Thank You's**

**Calling It All Off**

**Conclusion**

**Wedding Resources**



## About The Author



### Dr. David Trumble

David spent his teenage years on a small farm in rural Illinois with his three brothers and a sister.

He attended Milligan College in Tennessee where he graduated cum laude with majors in History, Ministerial Studies, and Education in 1971.

He met his wife at college in math class where both of them were struggling just a bit. In 1969, Donna's parents graciously provided an elegant wedding with all the trimmings in Farmington, Michigan.

From 1971 through 1975, He taught fourth grade in Darlington, Maryland; and served as Reading Specialist in Aberdeen, Maryland. He taught Essential Study Skills at Eastern Christian College in Bel Air, Maryland.

Beginning in the Fall of 1975, he has served as a Minister of The Gospel. His service has included preaching in Maryland, Georgia, Illinois, Indiana, and Texas. He has performed over 300 weddings during his ministry.

Donna and David were blessed with five children: Jim, Jon, Jason, Jeremiah, and Joyanna.


He completed a M.Ed. degree at Towson University, and continued graduate studies at Morgan State University, Johns Hopkins University, Indiana University, and Fuller Theological. In 1985, he completed his D.Min. degree from International Bible Seminary.

He has officiated over weddings in many different settings including at a Large Southern Mansion, Inner City Cathedral, University Chapel, Large and Small Churches, Historic Monuments, a small wooden chapel over 140 years old, in parks, back yards, hilltop, flower garden, beech, under a large oak tree, a small island surrounded by water, a boat, a golf club community center, a swimming pool, and an airport.

He has worked with various traditions including wedding with a rabbi, catholic priest, Hebrew interpreter, and Hispanic Interpreter.

He believes that marriage is a sacred commitment between a man and a woman which can bring a lifetime of sharing and blessing to their whole family.

Dr. Trumble is currently semi-retired. He serves as the preaching minister of Castle Christian Church and performs weddings regularly.



## **Introduction**

Weddings are intended to be emotionally charged events celebrating lifetime commitments and family values. However, mixed into this setting are fears, doubts, resentments, jealousies, selfish attitudes, and pride. Unchecked these other emotions and attitudes can devastate even the most beautifully decorated wedding.

As a bride and groom, you may think, "This is my wedding. I will do it my way and forget about the rest."

Sadly, this is a certain recipe for disaster. It can produce very unhappy family and friends. Some may even shake their heads in disgust wondering where your manners are..

Things can go wrong even when people have the best intentions and make the best efforts. The key to maintaining and even rescuing a wedding from crisis is to master a few basic fundamentals of wedding consideration. We may use words like manners, etiquette, protocol,




comportment, custom, propriety, decorum, tradition, morays, or simply consideration. The fact is your wedding can be a time to bring people together or cause great harm to relationships. The way you conduct yourself and the general decorum of your event will determine how others view you as a couple for years to come.



Remember, etiquette is simply applying good manners in traditional situations.

Therefore, wedding etiquette is essential. This is your opportunity to shine. This is your moment in the spotlight. This is your time to reveal to the world who you are, what your values are, and what kind of life you are planning to live. Make this opportunity count.



You may have family, friends, or guests about whom you have little concern. You may not appreciate their views or anything about them. This is still your opportunity to define who you are. It is still essential for you help them feel welcome in your life.



This may sound difficult, but relax. It is easier than you think. In fact if you apply good wedding manners, you will discover that your whole event flows much smoother and easier.


In this book you will discover the secrets of good wedding etiquette. You will learn how things are suppose to be done, and how to fix things when problems occur. Understanding what to do is vital. The easy part is doing it once you understand. The pomp and circumstance inherent in weddings lends itself to polite structure if not a bit of formality. Use this to your advantage.

Wedding etiquette may seem like a difficult process but once you learn a few facts about it and how to easily execute it, you will be well on your way to pleasing your guests, your parents and even find yourself enjoying it all!

Your goal is to learn how things are suppose to be done. Learn how certain things affect other people. How things create positive experiences and memories of your wedding.

By taking the time to follow a few simple rules, everyone can find a place in your wedding memory book.

Remember, etiquette is simply applying good manners in traditional situations.



## Chapter 1

# Why Good Manners Are Important

Good manners are the things we do when we respect the feelings, values, and presence of others. The flow through the things we do, the things we say, and even the nonverbal language we communicate. When we practice good manners, we discover everyone around us tends to reflect the same consideration. Our activities, relationships, and details all flow much more smoothly.

Remember, etiquette is simply applying good manners in traditional situations.



Good manners prevent us from being rude, crude, obnoxious, uncouth, offensive, vulgar, and disrespectful. They prevent many disasters. Nothing is worse than to have a wedding erupt in angry exchanges and vulgar displays of offensive behaviors.

When we follow conventional practices, we prevent conflict and disappointments. When everyone understands what they are suppose to do and how to do it; everything flows smooth as silk.

### **Relieve Your Stress Now.**

When you practice appropriate good manners you prevent problems. Understanding the appropriate ways to do things relieves stresses and avoids problems.





So, what kinds of things should you know for your wedding manners?

What do you do when, you forget to invite someone to your wedding? And now, they are upset with you!

How do you properly announce your wedding? Should you put it in the newspaper or send an announcement in the mail?

Who should you invite to your wedding shower?

Is it okay to do a gift registry for your wedding? If so, should you put expensive items on it? Does it imply that you want gifts?

What should you do about guests that are out of town? Is it up to you to provide for them?

Who's going to pay for what? Should your bridesmaids pay for their dresses? Should you fork over the money for gifts?

Who should throw your bridal shower?

Is email an acceptable form of thank you notes for your gifts?

There are plenty of things that are big 'ifs'. Since many of us only have one wedding, the details can be rather difficult to know the right ways. After reading this short book, you should feel confident and be ready to celebrate.

That's why you need to take some time now. Determine the right way to handle these and other circumstances. When



you handle them correctly, no one has hurt feelings, no one feels abused, no one gets overworked, and you don't look bad.

Wedding manners also show respect and understanding for others. Good manners show how much really do care.

## **Getting Started**

As you read about applying wedding etiquette, stop and think about how you interact with others. Ask yourself, how can you make this experience a blessing for everyone?

Here are a few basic guidelines to help maintain quality relationships in the midst of stress.

Treat others the way you would like to be treated.

Give honor to those who deserve honor.

Give respect to those who deserve respect.

Give hugs to everyone.

Give encouragement, praise, and smiles to everyone.

Look for the good. Resist getting upset.


Listen. Smile. Laugh. Celebrate.

If you do these things, everyone will love your wedding.

Read and study this book to identify the most common situations and how to manage them. Take notes. Make a to do list.

If you question something along the way that is not provided here, use your best judgment to make the right decision. Remember, you want everyone to feel welcome, appreciated, and valued.

Avoid permitting others to run the show and dominate you. Make sure that in the end, it is you that comes out ahead of the game! You want to insure everyone is blessed – including you.



## Chapter 2 **Who Does What?**

Your wedding may be just fifteen minutes with a Minister repeating vows, but usually it is far far more than that. Indeed, weddings are among the most involved, complicated, and emotionally charged events of our lives.



Here is a list of just some of the things that may be involved:

- Finding A Wedding Coordinator
- Holding A Wedding Shower
- Filling Out Gift Registries
- Designing, Printing, & Sending Invitations
- Designing & Printing Programs For Wedding
- Securing Wedding Facility
- Pre-Wedding Counseling
- Finding A Minister To Officiate
- Finding Musician & Vocalist
- Choosing Music
- Photographer & Videographer
- Rehearsal Dinner
- Bachelor & Bachelorette Parties
- Decorations For Wedding- Flowers
- Wedding Gown
- Wedding Gown Alterations
- Bridesmaids' Gowns
- Mother's Dresses
- Flower Girl's Dress
- Ring Bearer's Suit
- Ring Pillow

Unity Candle & Ceremony Items  
Tuxedos  
Flowers & Bouquets  
Wedding Favors  
Transportation For Selected Guests  
Accommodations For Selected Guests  
Limousine  
Security Personnel For Wedding  
Reception Hall  
Decorations For Hall – Ice Sculptures  
Caterer & Food  
Beverages  
Live Band Or Other Music  
Master Of Ceremonies or DJ  
Clean Up Crews  
Miscellaneous Items

One of the biggest challenges is figuring out who does what? Many a bride has tried to do it all themselves and turned into Bridezilla. She may appear anyway, but the less she has to worry about the better. So, that still leaves the question: Who Does What?

You might want to stop in the middle of the road and take a good look around you. Where are your friends? Where are your relatives? Where are the professionals who manage weddings? This is often a difficult situation to process.

Sometimes you may find that your family and friends want to do everything for you. They may want to pay for everything. They may be ready to spoil you rotten. You

may have a friend who wants to make sure that everything is perfect for you. Unfortunately, some people just want a controlling hand in your wedding planning.

Or, you may discover that you are pretty much all alone. Your family and friends may want very little to do with your wedding. They may take the attitude, "It is your wedding. Do it yourself." They may take a hands off approach financially, with planning, with all the decision making. They may wish to be entertained and coddled at your wedding or may not even care enough to show up.

Just maybe there is something in between - a happy medium.

Before you go out and start making waves, sit down as a couple. Discuss broadly what kinds of things you would like to do or not do. Talk about the people in your lives that might be interested in helping you. Try to anticipate any issues that you need to consider.

If you feel overwhelmed with all the challenges, you might consider hiring or recruiting a wedding coordinator. A professional wedding coordinator can be a great blessing. They understand weddings and are able to guide you

through the whole process to your dream wedding without stumbling along the way.

The wedding coordinator can assist you with making all the arrangements, controlling the budget, and insuring that all the details are properly managed. She can relieve stress and keep everyone happy.

If you are fortunate to have a few very caring, supportive, and considerate friends or family who are willing to help you; go for it. However, when you have a group of people doing anything it is essential that you have a plan in place. You may develop your own or develop one with your wedding coordinator or even your minister, but get the plan before you ask for volunteers.

In order to ask someone to do a job, you must identify that job. For example, if you have a friend who knows about receptions halls; you might ask them to research available halls for cost, menu, and features. Make the tasks doable.



Who are the people you want to have a big part in the ceremony, the reception, or some other part of your event? Call those people together you believe will be the best help. You may have a couple different groups of people to work with. When you get them together, share your dreams, plans, and the details of how they may be helpful. Specifically ask each one to whatever it is that you want them to do. Set time deadlines and provide whatever information or resources your friends need. Be considerate of their feelings and let them know you really appreciate them.

Who Are The People You Might Consider:

- Parents, step parents, and grandparents.
- Siblings.
- Godparents or mentors within the family or friend structure.
- Close friends.
- The wedding party.

When everyone can come together; they share the dream, help finalize decisions, and find out what role they will play in this very important day for you and for them. Now, who's doing what?

### **Who's Who At Your Wedding.**

Traditions vary somewhat from place to place and culture to culture, however, here are some of the more common traditions associated with the roles of some of your key wedding participants. Again who does what?

### **Mother of the Bride**





The Mother of the Bride is the security guard and lead blocker for the bride. Her purpose is to protect the bride from distractions, frustrations, and

disappointments Her first and #1 goal is to make sure that the bride's wishes are carried out the way that the bride wants them to be. What the bride wants, she gets! What the bride needs, she gets! This is the bride's day, and the Mother of the Bride makes sure everything happens just the way the bride dreamed it would.

What does the bride want? What are the bride's tastes, desires, and needs? These the Mother of the Bride makes happen. The Mother of the Bride must resist the temptation to insert her own tastes or desires in contrast to the those of the bride.

What does the Mother of the Bride Do?

She has a big job with great responsibilities:

She should help with the Wedding Attire. The mother of the bride should help to find the perfect dress for the wedding, including undergarments and accessories. Not your tastes, but the bride's should come through. Mother should help with shopping, selecting, and getting the dress altered. She should make it easy for the bride to feel special and find just the right items.

Mother of the Bride serves as the family list coordinator. She knows all the extended family and understands the inner working of the family. The mother of the bride should help to organize guest lists, coordinating with the mother of the groom. If the mother of the groom does not contact her, she should make the first attempt.

Mother of the Bride helps the bride and groom determine their wedding budget. While she should not do all the work, she should help them allocate where money is going. The parents of the bride traditionally paid for the wedding, however, in more modern times there may be different arrangements. The couple may rely on the wedding coordinator as well for assistance with the budget. Still, the Mother of the Bride can significantly help develop a workable budget for the wedding.

Mother of the Bride takes responsibility for out of town guests. Those guests that are coming from out of town on the bride's side of the family should be well taken care of by the mother of the bride. If the groom also lives locally, the mother of the groom usually handles out of town guests from the groom's side. However, if the groom is from out of town, the Mother of the Bride may coordinate with the Mother of the Groom to accommodate out of town guests.

Arranging accommodations and transportation for them is her responsibility. Often this can be minimized if a block of rooms is available to guests at the local hotels as needed by the mother of the bride.

Mother of the Bride serves as coordinator with the Mother of the Groom. Once the wedding gown is chosen and color schemes decided, she immediately tells the mother of the groom what style and color it is so that she can match or coordinate hers.

At the wedding ceremony, the Mother of the Bride is given special status and seating. She may or may not participate in the ceremony itself, however, she serves as a helpful support person in the wedding party to help everyone follow directions, find the positions, and fulfill their duties. The

wedding coordinator may arrange the wedding party, but Mother is her back up. Where will people stand, sit and how it all will happen are just a few of these concerns. Insure that the receiving line is set up properly as well.



As the general hostess, the mother of the bride greets, welcomes, and assists everyone at the rehearsal, ceremony, and reception. Often she serves as the official hostess of the reception. It is important for the Mother of the Bride to get others to assist her in planning and executing her duties.

Mother of the Bride introduces the family and friends on the bride's side to the groom and her mother whenever the group gets together. This is also done in the receiving line following the wedding and at the reception as needed.

### **Mother of the Groom**



The Mother of the Groom may take on numerous responsibilities depending on the requests and desires of her son and the bride. She may also have very little responsibility apart

from her special seating and attendance. Her role is largely dictated by the desires her son and her soon to be daughter in law encourage her to play.

Here are some of her potential responsibilities.

First, upon notification, the Mother of the Groom should call the bride's parents and congratulate them and introduce herself. She should express her joy over the coming wedding and marriage. A good practice is for the Mother of

the Groom to invite the parents of the bride to her home or out for a special get acquainted dinner. It does not matter if it is a formal get together or an informal one. The important thing is for the parents of the bride and groom to get to know one another and establish a cordial relationship.

Second, Mother of the Groom needs to help with the guest List. The mother of the groom should work with the bride and groom to determine what the right number of guests should be. Should there be a limit? The groom's mother should insure that she stays within this limit. Providing a complete and accurate guest list quickly is essential.

Third, the Mother of the Groom should coordinate her dress with the attire of the bride and Mother of the Bride. Once the wedding gown is selected and colors decided; the mother of the bride should select her gown first. The mother of the groom should match hers in style and in color. While it does not have to be exactly the same, it should coordinate. It should not match the bride or the bridesmaids.

Mother of the Groom should assist with out of town guests. The mother of the groom should take care of out of town guests that are on the groom's side. Making

accommodations and transportation available to them is her job.

Mother of the Groom serves as hostess for the Rehearsal Dinner. The mother of the groom is responsible for welcoming, arranging, and facilitating the rehearsal dinner. She should invite everyone that plays a role in the ceremony and should at least include his or her significant other. Children may also be invited. As for the type of dinner that it is, this is up to her. She can select an informal get together or a more elaborate dinner. Traditionally, the cost of the rehearsal dinner has been borne by the parents of the groom, however, the most important issue is that decisions on who does what be decided in advance.

Mother of the Groom introduces the family and friends on the groom's side to the bride and her mother whenever the group gets together.. This is also done in the receiving line following the wedding and at the reception as needed.

### **The Maid Of Honor**

When a bride chooses a maid of honor, it is a sincere expression of trust and appreciation for the friendship of one who appropriately is viewed as the bride's best and closes



friend. The Maid of Honor has a special role and place in the wedding. She insures that the bridesmaids are doing what they should. She sets the tone for them. She insures that the wedding fits the bride's plans.

In many cases, the Maid on Honor is the bride's trusty left hand. She may take on many duties and responsibilities to assist the bride.

Here are some of the tasks that the maid of honor might perform.

The maid of honor should help to address and send the invitations as well as any announcements.

Frequently, the maid of honor will host the bridal shower. Simply, she throws a party in honor of the couple. This may



be the bridal shower. They should work with others in the family for planning and executing this very important event.

She should attend all parties and other pre wedding events.

She should help the bride to dress. Assist in her dressing as well as with the other bridesmaids.

She should help the bride throughout the ceremony including help with her train, the receiving line, holding the bride's bouquet during the ceremony, witness the ceremony and sign the marriage certificate, and to carry the groom's ring until needed, unless best man does this.

She should assist the flower girl with directions and insure she performs her role effectively.

She should help her to undress and get ready for departure after the wedding. She should help the bride to leave the reception and to have her luggage packed for going away plans.

She should have the bride's wedding dress taken care of following the wedding. This might include cleaning and preserving as per the wishes of the bride.

## **Best Man**

When a chooses a best man, it is a sincere expression of trust and appreciation for the friendship of one who appropriately is viewed as the groom's best and closest friend. The best man has a special role and place in the wedding. He insures that the groomsmen are doing what they should. He sets the tone for them. He insures that the wedding fits the groom's plans.



The best man plays a large role in the wedding as well. Here are some of his responsibilities.

He takes care of the marriage license. He needs to make sure the groom has it at the wedding and that it gets to the minister following the service!

He takes responsibility to deliver the minister's fee to the minister. The groom should give it to him.

He makes travel arrangements before, during, and following the wedding. The best man should provide for travel arrangements to each destination. He should also provide all the necessary help for planning a honeymoon too. He gets the groom to the church on time.

He helps the groom to dress for the wedding. He should also help the ring bearer and other groomsmen do the same. The best man should help to insure the ring bearer is taken care of.

He organizes and monitors the groomsmen. He insures they are where they are supposed to be on time.

He provides for any errands that need to be done. The best man should coordinate with the bride's mother and the couple to make sure that they have all that is needed.

He makes the first toast at the wedding reception. He should also be the first to arrive at the reception and greet guests. He greets the bride and groom when they arrive and announces them to the reception. "Now introducing, Mr. and Mrs. Newly Married."

He acts as a host throughout the day, helping anyone that needs it.

He helps the groom and bride to leave the reception with the maid of honor's help.



The best man should also take the tux for himself and the groom back to the rental location. He should take care of the cleaners if


the tux is to stay with the groom.

He should have flowers delivered for the bride and the groom on their honeymoon.

In the past, He would also sign the marriage certificate as a witness. However, in most states today, the licenses no longer provide space for witnesses, so this may not apply.

These are the main players in the wedding. It is necessary to insure that anyone that wants to be included do so as long as the bride and groom agree to it. Following these wedding expectations will help to keep things organized and keep people from having feelings hurt.





## Chapter 3

# The Wedding Shower

The wedding shower is a very important part of the entire wedding planning session. Wedding protocol has some pretty strong advice for those that are having one as well.

Here are a few precautions.

Wedding showers are legitimate times to celebrate marriage and the wedding before the event itself. It is not just a way to get gifts, and you do not want to sound like you are having a shower to get gifts.

Your Maid of Honor, friends, or relatives may throw you're a shower, but you do not want to throw your own.

You do want to celebrate your engagement and upcoming life together.

So, how do we do it?

There are several ways to look at wedding shower protocol. Let's break it down here.

### **Who's throwing it?**

First, how is holding the shower. Who is hosting, setting it up, announcing, and inviting. You should not throw your own shower. This is impolite and seems to say that everyone should give you gifts.

It may also be impolite in some cultures for your mother to throw your shower as well. In fact, another close family member including your sister should not throw the shower for you. Here is the rule of thumb: in no way should a wedding shower be perceived as you or your surrogate doing the shower.

If your sister is your maid of honor, it is acceptable for her to do this.

Who should do it then? Your maid of honor is responsible for hosting a wedding shower for you. It may be a surprise or it may be a large, formal get together.

Your friends, work associates, or extended family are appropriate.



As the bride, you really should not be involved in its planning other than offering opinions as requested. This is a way for those that love you to show you so. In fact, it is often something they should plan from start to finish on their own. The bride is the featured and honored guest.

### **More Etiquette to Consider**

Details matter. Good manners and propriety insure everyone benefits.

As a general rule, people that are invited to your actual wedding or reception should be invited to the wedding shower. For this reason, the maid of honor or whoever are hosting the shower may need to contact the mother of the bride for planning.

An exception to this is might include an office wedding shower. These are generally given to you by friends in the office; on their own. The wedding party does not need to play a role in the wedding shower here.

Another exception might be a wedding shower held for extended family too far away to attend. For example, if you

live in Texas and the wedding will be held in Texas, but you just happen to be on vacation in Michigan visiting extended family; an extended family shower might be their only way to participate and celebrate your wedding.

It is acceptable for you to have several wedding showers. If you have one for each side of the family, that is fine as long as you stick to the rules here. But, it is much more commonly accepted that a family wedding shower will include both the bride and the groom's family. It is a time to get to know each other as well.

The mother of the bride as well as the maid of honor should try to attend all wedding showers. They do not and should not bring a gift to all of them though. It is acceptable if they do not make it to an office wedding shower.

Men can be invited to a wedding shower. Generally, men that will be there include fathers of the bride and groom, the best man and the groom himself. But, in some cultures, it is acceptable to have a larger shower that incorporates others as well.

Only invite a guest to one shower. They should not be asked to come to more than one because they may feel obligated to bring two gifts.

Those that have been married before can have a second wedding shower. There are no restrictions to this, but they may want to request no gifts if they already have most of what they need to start their new life. Often, the host can request donations for a trip or simpler items instead.

Most wedding showers should be a surprise to the bride and the groom. While this is not necessary all the time, most brides and grooms do expect to have a wedding shower thrown for them.

### **Where's it going To Be?**

The next big question is where to host the wedding shower. The good news is that there are no guidelines here. You can throw a wedding shower that is over the top formal with live entertainment and lots of food. Or, you can throw an informal get together.

The location of the wedding shower should be depicted by the style of the wedding shower, from informal to extravagant.

Insure that there is enough seating for all the guests. There should be enough room for gifts to be opened including tables for them to be stacked on.

The host or hostess of the wedding shower should provide for the means to record what is being given to the bride and groom in a notebook. It is also necessary for the host to welcome guests and greet them at the door.

### What Do You Do At A Wedding Shower?

The hostess greets everyone, introduces special guests, and gives a few words to honor the bride. A greeting by the maid of honor, host or the mother of the bride is also appropriate.

A wedding shower should include a meal of some sort. It can be as simple as a buffet or cold cuts or as complex as a formal dinner. It may be as simple as snacks and finger food, or a full course meal. The shower should provide for refreshments including a cake or other deserts.

The shower should provide comfortable chairs for the guests to relax in. Assigned seating is generally not necessary in an informal wedding shower but can be used in a formal.

It is appropriate to share photos, slide shows of the bride and groom, or other suitable highlights.

Informal showers may involve playing shower games, organized discussions, or even planning for the wedding.

Most of the time there is some form of music, but generally it is not live entertainment.

The opening of the presents is generally held after a meal is provided to the guests.

The bride and the groom should walk around and talk to everyone, thanking them for coming and chatting with guests.

The wedding party should be thanked by the bride and the groom before or after dinner is served.

Afternoon wedding showers are the most popular, although they can be held at any time of the day. Weekends are the most common.

### **Best Wishes On A New Life Together.**


The wedding shower is a wonderful tradition. It is designed to help the new couple to get started on the journey of their lives. The gifts that are given are symbolic of providing the things they will need to have a good start.

Another customary thing that can be done at a wedding shower is for the bridesmaids to collect the ribbons from all presents that are open. These are placed together to create a bouquet that the bride will use in place of the real thing at her wedding rehearsal.

One of the other bridesmaids should take diligent notes about what has been given and who gave it. This will allow the bride to write thank you notes later.

Finally, the planning of a wedding shower should be done well in advance. The more formal that it is the more planning will be needed. Most of the time the shower will happen about one month before the actual wedding takes

place. If this is not possible, a wedding shower can occur days before the wedding or even after the honeymoon.



## Chapter 4

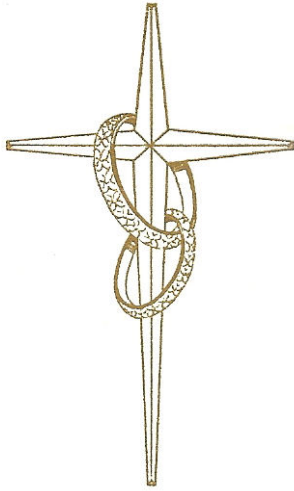
# Invitations and Announcements

Wedding protocol is essential when it comes to letting the world know about your new upcoming marriage and the invitations that you send to your guests. Getting this right really does set the stage for what your guests will think and feel about you for the next months.

### **Wedding Invitation Design**

One of the first things to determine is how the wedding invitation will be set up. Whose name goes first? What happens when things are more than just a simple wedding? The fact is that there are many questions that come up with the wedding invitation design.

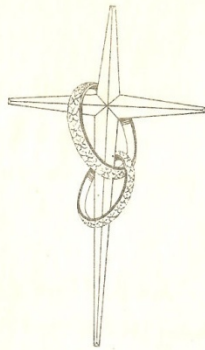




First, here are a few protocol friendly methods of writing an invitation:

Start with the sponsor or the bride's parents names. "Mr. and Mrs. Bob Smith" should be the beginning of the invitations.

Follow this with, " request the honor of your presence at the marriage of their daughter"



*As these rings are linked together and are entwined around the cross, it is our prayer that our lives will be eternally bound together by love and that our Lord Jesus Christ will be the head of our home and the center of our lives.*

*Mr. and Mrs. Donald Howell  
request the honor of your presence  
at the marriage of their daughter  
Donna Rae  
to  
Mr. David F. Trumble  
Friday, the twenty-ninth of August  
Nineteen hundred and sixty-nine  
at seven-thirty in the evening  
Forest Hills United Missionary Church  
30623 Twelve Mile Road  
Farmington, Michigan*

*Reception following  
in Fellowship Hall*

Next, include the first names of the bride and the groom, “Ann Marie to Mr. Adam Jones”

Follow this with the date and time of the wedding followed by the location.

The invitation should also include the groom’s parents if both will be helping to pay for or sponsor the wedding. The bride’s parent’s names should be first, followed by the groom’s.

If the bride and the groom are sending the invitations, their names should appear such like this:

**Miss Ann Marie Smith**

**And**

**Mr. Adam Jones**

Now, it gets a bit trickier when you add in the divorces and other complications. To determine what the right way to design the wedding invitation is, remember this.

The parents that are issuing the invitations, sponsoring the wedding, paying for the wedding should have their name go

first. If you have more than one parent, start the invitation with the bride's parents (father first) and then the groom's parents second.

There are also special situations that can follow these rules such as brothers and sisters hosting the wedding, grandparents and many, many more. The goal is to give proper respect to the individuals that are sponsoring the wedding first and foremost.

List the purpose of the invitation on it. For example, this should be an invitation to the marriage of their daughter or, an invitation to the celebration of their daughter's marriage for a reception only. If there is no reception or only selected guests will be there, the invitation would be directed as an invitation for the ceremony of marriage of the daughter.

Include These Things in the Invitation:

The name of who is sponsoring the wedding.

Include the names of those getting married. The bride's surname may be left out but the groom's should be included. If you use Miss at the beginning of her name, her surname should also be included.

Include the date of the wedding, include the day of the week with the date. It is proper to do this several ways including, "Saturday, the tenth day of June," or "Saturday, June tenth," as you see fit. The year can be eliminated or included.

There should not be any abbreviations used in the invitation, excluding Mr. and Mrs. Do not abbreviate drive, street, or the state.

No punctuation is used at the ends of phrases. You should use a comma to separate the city and state.

After the date is listed, the next line should include the time of the event. This too should be spelled out. Do not use am or pm, but if the timing is not obvious, then you can add in "in the morning" for a sunrise wedding or "in the evening" for a sunset wedding.

This should be followed by the location of the wedding. List the name of the location, Grace Church. On the following line is the church's address. You do not always have to include the address, especially if it is a church. You should include it if the wedding is being held at someone's home,

though. People can easily find this information on maps included with the invitation or by a simple internet search.

## **What Else Goes In The Envelope?**

If you have every received an invitation, you know that there are more pieces to it than just this. The method that you use is up to you, but in a traditional wedding, you will want to follow these guidelines.

### **Reception Card**

The reception card is a small sized card that is included to provide the details of the wedding reception to the guests.

If you do not plan to provide this separately, it is important for you to include the reception information on the actual invitation. This is appropriate when the reception is being held at the same location. If not, you really do need to send a separate reception card.

The reception card should include the location of the reception and the time that it is being held. These may then be sent to just individuals that are invited to the reception

while you send invitations to the ceremony for others that are not invited to the reception.

## **Response Cards**

You should include response cards in your wedding invitations for your own sanity! Often, receptions will entail the cost per plate, so you will need to know how many guests will be coming to your wedding.

The response cards should state that the guests will or will not be coming as well as request the number of individuals coming. A common way to do this is to use this method:

**The Favor of Your Reply Is Requested**

**\_\_\_ Will be attending the reception.**

**\_\_\_ Will not be attending the reception.**

**\_\_\_ Number of guests in attendance**

**Please reply by May 10th**

You can change this as long as it includes the necessary information. If you are providing response cards with your invitation, you should provide a self addressed envelope that

is stamped with it. The response card should be filled out and sent back to those that are sponsoring the wedding.

If you decide that you do not want to use a response card, you can also use an R.S.V.P. You can add this to the bottom of your invitation or your reception card. Make sure to direct the guests to call a specific number by a specific date.

Often, it can be helpful to use one family member from either side of the family to gather these responses to allow for a more favorable response from the guests. They are more likely to respond to someone they know rather than someone they do not.

If you will be adding this to the invitation itself, keep it in the corner and only do so if the invitation remains uncluttered.

A master list of all those that are invited should be kept on hand. Once the individual's that are invited respond, their name on the list should include how many are coming to the reception and to the ceremony.

This way, the right plans can be made based on however many are coming. It is necessary to contact those that do

not respond, especially when the reception is a per plate affair to find out if they are coming.

## **Design Touches**

There are many ways that you can personalize your wedding invitation. The design of your invitation should be a direct reflection of the type and class of the ceremony and reception to follow. If the reception is informal, then there is no need for an elaborate invitation. It will simply confuse guests.

Yet, if the reception is a black tie event, it is necessary to insure that everyone realizes this through the eloquence of the invitation itself. If you are concerned that they may not know that the wedding is a black tie event, add a small notation of it in the corner of the invitation.

You can have your wedding invitation hand drawn or have your local print shop take care of it. If you love calligraphy or a special design, go for that.

There are excellent wedding invitation companies you can work with on the web as well. Make sure to book with them early on so that you have enough time to get your



invitations done correctly and out at least a month in advance of your wedding.

The wedding invitation should go out 4-6 weeks prior to the wedding celebration itself. If the reception is a separate event, held on a separate day, there should be two separate invitations sent out in a timely fashion.

## **Announcements**

Announcements can and should be sent out by the parents of the bride or the parents of the groom, or both. This usually serves as a pre cursor to a wedding invitation. An announcement can be placed in the newspaper as well to serve as a way of announcing the happy union. It is essential that an announcement be kept rather formal.

## **Who to Invite**

The next tricky thing to consider about the wedding and the reception is whom to invite. While this is completely up to the person that is paying for the wedding, it is customary that all family be invited. Anyone that is a mentor or has

played a role in the bride or the groom's life in a significant way should be invited.

It is appropriate to invite friends of the bride and groom who are close to them. Casual acquaintances and old school chums that you have not seen for ten years are not prime candidates. You may even have a few old friends hear about your wedding and solicit an invitation from you. If you have space on your guest list and there is time, you can graciously invite them. If space is full, just let them know. They will understand.


It is very important for the bride and the groom to have those around them that they love and cherish. This includes step parents and divorced relatives. While it may not be something that everyone would like, it is necessary to provide this ability to the guests.

For co workers, it is not necessary to invite them unless they are more than just a co worker, such as being a friend. The boss can and should be invited, but do not be offended if they turn you down.

Anyone that has been invited to the wedding shower should be invited. The wedding guest list should be made before

that of the wedding shower list to insure there are no mistakes here.

If someone does not have something to do directly with the bride or the groom, or their parents, it is not necessary or obligatory to invite them. The size of the nuptials can also limit how many should be invited. Both families should be considered fairly, though.



## **Chapter 5**

# **Who Is Paying? Or Who Pays For What?**

This is a crucial question that must be answered before funds are spent. It is one of the first things required in your wedding planning.

Who is footing the bill for a wedding is generally a hot topic among brides, grooms, and their parents. While traditionally speaking the bride's parents are to pay for the wedding, this is generally falling by the wayside as couples pay their own way.

Financial means is a major concern. If the bride's parents have the means and generously offer, they should be permitted to pay for the wedding. If, however, they do not have the means, permit them to participate at the level with which they are comfortable and capable. Remember, weddings are not about spending somebody else's money or

even money. Weddings are a time to celebrate family and marriage.

You may have more than once set of parents as well. You may have several different people step forward to cover the various costs. It does not matter so much where the money comes from, only that the money is available to pay the bills when they arrive.

The wedding budget is something that simply must be worked out well before the wedding plans are underway. In fact, those that are likely to be paying for the wedding, including the parents of the bride and groom, should sit down and have a frank discussion about what their expectations and abilities are.

The budget can be a direct amount or can be broken down line by line. In either case, the goal is to provide the couple with guidelines to know just how much is expected to be paid by who throughout the course of the wedding.

Budgeting is one place where cold hard practicality needs to come into play. A young couple can spend their way into poverty over the wedding if they are not careful. It certainly

makes no sense to spend as much on a wedding as on a house or car that you need too.

Once you set the date, set a date to talk money. It is the most essential thing to do to insure that everyone is on the right track.

Where etiquette is concerned, though, there are some guidelines that should be followed.

You may be surprised to find that the father of the bride is not the only person that is to be paying for the wedding. In fact, today there are all manner of arrangements based on means, desire, and tradition. Look to extended family, the groom's family, friends, and the couple themselves as possible sources of money for this special event.

## **Decisions, Decisions**

One of the first things that should be discussed is the overall style of the wedding.

Do the bride and the groom want a formal, lavish wedding? If so, to what extreme do they want it to be?

If not, do the bride and groom want an informal wedding?  
Again, to what extreme do they want to take this?

Determine hopes, aspirations, and expectations. Then you can estimate how much money will likely be spent.

Also, as much as mom and dad want to, they should not force a style of wedding onto the couple, especially if they will not be footing the entire bill for it.

### **The Break Down**

You can still follow good manners guidelines especially when the wedding budget is being broken down by those that are in it. Here are some of the things that should be paid for and who should pay for them.

### **The Bride's Family**

Here are some of the things that the bride's family should be paying for. They have by far the most to pay for. This should come from the parents of the bride or someone else that is sponsoring them.

The wedding gown,  
The headpiece and the accessories for the bride to wear,  
The bridesmaid's bouquet  
Corsages for the grandmothers  
Flowers for the reception and the ceremony  
Arches for the altar  
Canopy, carpeting, kneeling benches,  
candelabras for the wedding ceremony  
All rented items for the wedding ceremony  
and the reception  
Invitations, announcements and the production of them  
Napkins, wedding programs and other printed items  
The fees for the church including the musician  
The reception hall fees  
Catering for the reception and any other professional  
services required during the reception  
Wedding photography, videos,  
and the music at the reception.  
The wedding cake and the wedding favors  
Brunch or lunch for the wedding party





## **The Groom**

The groom traditionally pays his own way throughout the wedding. This may be helped by the groom's family more commonly today. He is usually responsible to pay for:

Wedding ring for the bride

Wedding gift for the bride

Gifts for the ushers or groomsmen

The bride's bouquet

The mother's corsages

Boutonnieres for the groom and the groomsmen

The marriage license

The fee for the official doing the wedding

Limousine services

Honeymoon arrangements  
All accessories for the groomsmen

### **The Bride**

The bride too is supposed to handle some costs for the wedding. Her expenses usually include:

The wedding ring for the groom  
The wedding gift for the groom  
Bridesmaids gifts  
Bridesmaids luncheon

### **The Groom's Family**

The groom's parents usually pay for or assist with expenses for the following needs:

Groom's cake  
Rehearsal dinner  
Other Expenses As Means And Interests Prevail


### **Other Common Points Of Interest**

Bachelor Party is held by the best man.

Bridesmaid's gowns are paid for by the bridesmaids, including the maid of honor.

The groomsmen's formal wear is paid for by the groomsmen including the best man and the fathers.

Formal wear for the children in the wedding is provided by their parents



## Chapter 6 **Wedding Gifts**

Wedding gifts are confusing. How much should be spent? Who should buy a gift for the couple? What should be done when the couple already has what they need to start their lives?

There are plenty of things to wonder about, but wedding etiquette dictates what you should and should not do when it comes to wedding gifts.

Whether you are on the receiving side or the giving side, it is essential that this touchy situation gets handled appropriately.

### **When Gifts Are Given**

Wedding gifts are given at various times during the course of the wedding planning and ceremonies. If you are giving

the gift, you should know when it is appropriate to give a gift to the bride and groom at each of these times.

If there is an engagement party, small tokens can be given to the bride and the groom. Certainly a card is encouraged, but it is not necessary to go overboard with gifts here. Since this party is reserved for just the most intimate of guests, this can be handled individually as well.

The most common time to give a gift is at the wedding shower. We will get more into details about the wedding shower in just a minute. For the most part, you should only attend the shower if you are bringing a gift or something sentimental for the couple.

The wedding is often a time to shower the newlyweds with gifts. If, however, you attended the wedding shower, you do not need to provide another gift for the wedding.

It is customary to provide a monetary gift to the bride and groom at the wedding, to help them to pay for the wedding and to start off their life together.

The wedding gift, should be something of personalized or sentimental value for this special occasion. It may also be of practical value – useful in their new home or apartment.

Sometimes, the bride's family or close friends may give the bride or the groom something during odd times during the wedding preparations. For example, the maid of honor, a sister of the bride or the mother of the bride, may purchase a keepsake book for them to record their planning adventures.

This is not something that is necessarily required, but can provide sentimental value that can be used throughout the planning of the wedding itself.

## **Wedding Shower Gifts**

When it comes to the wedding shower, gifts are almost a must. While there is no rule that you should never go to a wedding shower without a gift, it is somewhat assumed that you will.

The gifts given at a wedding shower are designed to help the bride and the groom to begin their life together. For that reason, the gifts given are generally things for their

household. You may give them things for the kitchen, the bath, the bedroom or any place else in the home that you know that they need something for.

If you are not sure what the bride and groom need for their new home, it is okay to ask the bride's parents or the groom's parents, or other close family members for advice.

You can give a monetary gift for the wedding shower if you feel that this is a more appropriate gift for the couple. Often, a monetary gift will be one of the most appreciated gifts given at any time simply because of the sheer cost of the wedding itself.

Yet, it is important to take note in the fact that a gift that is given at a wedding shower is the most customary thing given, and the most prized.

At the wedding shower, it is also customary that these gifts will be open for the guests to see. For that reason, gifts should be purchased with this kept in mind.

### **Other Appropriate Times**

The co workers of the bride may decide to give the bride an office shower. At the office shower, those that know the bride well will give her a gift. Generally speaking the gifts are something for the home. But, they are often much less costly than the gifts given at a bridal shower.

The office shower is less formal, generally only being a 'lunch hour' occasion. There should also be a cake and/or a deli tray presented to those that come to the shower. The person closest to the bride will give her the shower but a boss can do so as well.

Guests invited to an office bridal shower do not have to be invited to the wedding shower and do not need to be invited to the wedding unless it was originally planned.

### **Appropriate Choices**

Gifts at a wedding shower can be virtually anything that is needed for the home. While every family is different, gifts are usually given that are high in quality, something that is useful or something that has sentimental value.



The goal of the gift is to help the couple to prepare their new home for their arrival. For that reason, virtually anything for the home, from dishes and pots and pans to fine china and large appliances are acceptable.

Those that are closer to the bride and the groom generally will give a larger gift, but there is no hard rule for this either.

It is customary for the maid of honor and other bridesmaids to give gifts to the bride and groom as well. In most cases, the parents of the couple will also provide a gift to them at this occasion, unless they feel that it is necessary to keep it to themselves, in which case they can.

### **From The Other Point Of View**

If you are the bride or the groom, you too have gifts to give out to those that are in your wedding party. It is customary for these gifts to be given, but what you give is really up to you and your budget. Wedding gifts are a sign of thank you, of welcome to our new life and of a significant start to the new life that you will be leading together.

### **Gifts for Groomsmen**

Traditionally, the groom is responsible for providing some sort of thank you gift to the groomsmen in his wedding party. This does not necessarily need to be of high cost. It is commonly something that has an engraved message or has some value to it.

It is often appropriate to give a gift to the groomsmen that fit with the sense and relationship that the groom has with those individuals. For example, a groom may give a beer mug to his friend, an usher, as a token of appreciation and a tool to remember their friendship over the last years.

The gifts for the groomsmen can be presented to the groomsmen at the rehearsal dinner. If not, they can be presented by the groom to his groomsmen on the wedding day, as the men are preparing and getting ready for the day. It is also appropriate for the gifts for the groomsmen to be given out at the bachelor party if this occurs in the right manner for doing so.

The gift should be something that is worth something as it is a token of thanks and gratitude to the groomsmen for all that they have done to help the groom in preparation of this day and for serving next to him throughout it.

## **Gifts for the Bridesmaids**

Typically, the bride should provide a gift of thanks to her bridesmaids. The gift selection is completely open to what she selects. It is often something significant, though not necessarily costly.

The appropriate gift for the bridesmaids can be chosen as something that is the same for all those in the wedding party. Or, the gifts can be individual items given as a specific gift to each person. This is done at the discretion of the bride herself.

Since the gift is a token of thanks, it should be given as something that is meaningful to the ladies or something that is of value. They will use it as a way to remember this day and the bride.

The gifts for the bridesmaids are generally presented to the bridesmaids by the bride at the rehearsal dinner. They can also be given to the bridesmaids at the bridal luncheon where the bride hosts her bridesmaids for a meal together. If neither of these times is appropriate, the bride can give her bridesmaids a gift as they are preparing for their special

day. But, often this is not the best choice as it can be very busy and stressful as it is.

## **Gifts to Guests**

It is also necessary and etiquette dictates that the bride and groom, or those that are hosting the wedding reception and bridal shower, to give the guests that come a gift. This gift is often called a wedding favor.

A wedding favor is presented to the women that attend the event. While it is customary that the favors be given to all females in attendance, if the gift is something that is highly costly or inappropriate, a child can be given an alternative gift in lieu of the larger one.

The wedding favor can be any small token of thanks. There are plenty of wedding sites that offer a variety to select from right on the web. Selection of the wedding favor is completely up to the person hosting the wedding or shower.

Typically, the wedding favor will cost only a few dollars each. They should be marked with a tag that has the date of the event, the name of the couples and the occasion listed on it.

Often, a small bouquet of candy is also included with the wedding favor.

Another tradition that is often used is the gift of cigars to the men that attend the wedding reception. The groom or the groom's father is to give one to each man that comes to the reception. It is a sign of welcoming the groom to manhood.

### **Other Gifts**

There are other gifts that can be given throughout the nuptials. Gifts of sentimental value are often exchanged from mother to daughter and from grandmother to granddaughter. Also, fathers may give their son's something to honor the occasion.

While these gifts are not mandatory, they are often done as a token for the parents to honor their child's accomplishments and successes.

### **Gift Do's and Don'ts**

Gifts should never be mentioned on any wedding invitation that is given out by the bride's parents, the groom's parents

or the bride and groom. Gifts should not be expected at any time either.

Any gifts that are given should not be opened or used until after the couple has been married. Gifts should remain kept away until after the wedding ceremony.

If the wedding is called off, the gifts should be returned to those that have given them. It is often necessary to keep a record of who gave what to insure that this is easily done should the couple not stay together.

If a wedding is postponed indefinitely, gifts should be returned to the guests. If the wedding is postponed and a date is given, gifts may be kept but should never be opened or used until after the couple is actually married and living together.

Those that have been married in the past can still have a wedding shower thrown for them. It is often a necessary thing just as much as those that have not been married before. Depending on how large the wedding will be should determine how formal and lavish the wedding shower is and therefore the gifts that are given to the bride that has been married before.

For those that are having a wedding shower and do not need things for the home, especially those that already own homes, it is often appropriate to give a lifestyle gift in place of the standard bridal shower gift? This may include things like gift certifications to spas, hotels, or even favorite restaurants.

Other appropriate gifts in this type of situation include a vacation package or part of it or a gift of lodging at a bed and breakfast. Other gifts of the same type are most welcome.

Monetary gifts are always appreciated and are more than well used for any type of gift throughout the wedding shower or the wedding itself but monetary gifts may be more costly than the average gift for a bridal shower.

When it comes to gift registries, these are appropriate for the wedding shower. It is now proper etiquette to provide information with the wedding shower invitation about where the bride and the groom are registered for their wedding.

The bride and groom should register for their wedding gifts together. This should be done in several ways. It is

appropriate to register at several locations to give guests options to select from. It is also appropriate and necessary to select gifts from all price ranges.

Gifts should be selected based on needs and tastes but should have a complete scope of prices so that no one feels obligated to purchase something that is too costly. On the other hand, those that do want to purchase a very nice gift for the couple should be able to find these items to select from as well.

The bride and groom should not send out invitations to the wedding shower, but it is appropriate for them to fill a gift registry.

Never request that only monetary gifts be given at either the bridal shower or the wedding itself. If this is the preferred method, the host of the wedding shower or the host of the wedding itself should encourage monetary gifts only through word of mouth.

Another option for this situation is to list a honeymoon registry where guests can provide gifts to help with the creation of the honeymoon or the costs of it. A fund can be



set up on one of several websites to provide for this need as well.


## **Returning Gifts**

Even with the best of efforts, gifts may be duplicated; the wrong size or it may not be of use to the bride and the groom. When this happens, it is okay to return the gift and purchase something that is useful instead.

For this reason, gift receipts, which are commonly found today in most department stores, should be provided to the couple. The couple can then make exchanges if they are necessary.

The only exception to this rule is when gifts are given for sentimental value or they are handmade. Then, the gifts should not be returned but displayed.

Do not be offended if the couple does return the gift that is given to them by you. It is more important that they have a gift that is of use to them to remember you by.



## Chapter 7

# Wedding Tipping & Gratuities

Wedding protocol is just like any other type of etiquette when it comes to tipping. If you are given a service, it is essential that you provide a tip to the person that is providing it to you.

There are expenses due because of associated charges. These might include rent for facilities, fees for musician, food costs, etc. These are standard costs, not tips or gratuities.

Tipping is a way of thanking an individual for a job well done. A tip is something you pay on top of the associated fees, charges, and costs. Therefore, if they do not do a good job or there is some large problem that is not able to be rectified, the tip should be lessened or not provided. But, remember that this is the source of income for the service provider.

So, who do you tip and who is supposed to tip them? Here are some general rules to help you to decide what the right way to handle payment in the form of tips is.

## **Who to Tip**

The first thing to take note of is just who you should be tipping. One rule of thumb for this is to take a look at the final bill. Today, most of the opportunities for tips are often applied right to the final bill. When you look at the restaurant or caterer's bill; you see charges for services, materials, etc. supplied. Then you see associated taxes added. Then you see an amount for Tips or Gratuities.

For example, in most restaurants, a large party will have gratuity added to the bill. But, that does not mean that this is the right amount to tip (it may be too high or too low) and it does not mean that you have to pay for it at that level.

Why do you suppose restaurants add the tip charges to the bill?

That is right. Some ill mannered inconsiderate customers left the service providers with little or no tips in the past. Do

not get a reputation for being a cheap skate. Demonstrate good manners and appropriate etiquette.

If you pay gratuity in the final bill of your service provided for your wedding, should you give a tip on top of this to the service provider?

If you feel that the service provider has gone over and beyond what was expected of them, then it can be appropriate to provide them with more of a tip for your needs. If you feel that the tip is not enough, then by all means, a larger tip can and should be left.

### **But, Which Services And How Much?**

Knowing when to tip is just as important. There are several opportunities that you will have to give a tip at. Here is a basic rule of thumb, reward those who serve you with appropriate tips. Here's a breakdown of some you should take note of.

Those that include a tip already in the final bill may be the caterer, the banquet managers, waiters, bartenders, and bridal consultants. Here, a tip is generally about 15-20%,

but should only be provided if the service is over and beyond the standard since you are already tipping them in the bill.

Your Limousine Driver. You should tip the limo driver for your service. Notice in the contract if there is an amount of gratuity already listed. If so, it is not necessary. If not, or you receive high levels of service, a tip of 15-20% is appropriate.


Photographers, florists and musicians. If not provided in the contract, a tip in the amount of 15% to 20% is appreciated. Of course much more is for better service.

Priests, Rabbis or Clergyman officiating the service will commonly charge a fee for services rendered commonly between \$500 and \$1,000. Yet, if he pulls off a quality service, this is one tip not to be forgotten as it is not provided elsewhere. The groom should provide a tip to be given by the best man to the official. Commonly, this amount should not be less than \$100 or 20% of his fee. While it is a donation, it should always be provided. More should be provided if the official had to drive a long distance. If the one officiating has travel expenses, it is the responsibility of the groom pay those expenses as well.

Civil Service provided by a judge or Justice of the Peace may have associated fees or they may not. In either case it is appropriate to provide a tip of \$50 to \$100 for the civil servant that is providing the service. Often, there is a posted fee or suggested donation posted in these offices.

Musicians and organists at the ceremony. These services may have gratuity in the contract, so make sure that you check first. This is only the case if you actually rent the church for use. If not, then a tip should be provided as well. The tip can range from \$40 to \$75 depending on the amount of service and the quality that is provided.

While it is important to distinguish between fees due for services, rent, etc. and gratuities; both are important. Tipping should not be something that is forgotten. If the groom cannot remember to do the tipping, then the best man should step in. It is necessary to show appreciation and follow proper etiquette for tipping.



## Chapter 8

# Destination Wedding Etiquette

Destination weddings are very popular. In fact, in some ways, etiquette rules have not yet caught up to the destination theme at all! Yet, when it comes to this type of wedding style, you really do have a lot to think about before you go off to get married.

Destination weddings are weddings in which you will travel to a location other than any place near to you, to be married. These weddings are common in resorts and other fabulous places. Yet, although they are so popular, that does not mean that they are the best choice for everyone, especially those with a large family that is expecting a large celebration of the wedding.

While the ultimate decision about a destination wedding is all up to you, it is common practice to insure that the

wedding satisfies everyone's needs. Here are some basic tips that we will expand on later.

**Tip One:**

Do not expect the world to follow you to your destination wedding. Not many of your guests will be able to afford it, find travel arrangements or get off of work to go. So, expect for some not to be able to come with you for your wedding.

**Tip Two:**

Send out invitations and 'hold the date' cards to your guests well in advance. Several months should be given if you expect them to come so that they can get the proper travel arrangements made including the necessary legal documents if it is out of the country.

**Tip Three:**

Do something for those that cannot make it to your wedding but are close enough to you that want to celebrate your wedding with you at home. For example, you can have your wedding ceremony in Hawaii, but have a reception back at home too for those that could not make it.



## **Protocol for the Wedding**

There are several things that come into play when it comes to a destination wedding ceremony. The first is the cost. Unlike a traditional wedding ceremony, it is not going to fly for the parents to pay for this type of wedding celebration, especially when most are counting on that big wedding to celebrate your marriage.

So, if you plan to have a destination wedding, plan to sit down and talk to those that will be paying for it. There are many additional costs folded into the wedding itself here.

One benefit to the wedding destination is that most will take care of all of the planning for your wedding for you. They can help you to make arrangements for the ceremony, lodging, foods, and even for legal requirements. This does lessen the amount of planning that you will be required to do, but it may also limit you to what you can do yourself. Depending on the level of comfort you have in giving someone else the ability to handle your wedding, should be a consideration here.

## **Once you figure out money, determine who is coming.**

You will want to invite many people to your wedding ceremony, but you may be limited to those that you can pay to come. Now, not everyone you invite is someone that you are going to have to pay for, but some you may.

Be quite frank with those that you invite about what you are covering in costs and what they will have to. Realize that some may not be able to make it and that should be okay with you. Do not pressure those that have financial or employment strains to come to your destination wedding unless you plan to pay for them to do so.

You should pay for the lodging of your wedding party though. The people that are sponsoring the wedding need to pay for the lodging and the needs of the bridesmaids and the groomsmen. Insure that this is factored into the cost of the wedding itself.

If you will have more guests coming for your destination wedding, make sure that you do everything you can to help them to get the lowest rates. For example, you may be able to arrange group rates or book a block of rooms for them to stay in. While they may be paying for it, this can be more

encouragement to those that have not visited the area to come down.

## **Define the Dress Code**

Another thing that is necessary for the host of the destination to do is to help the guests to know what to wear when they get there. There are two things to consider here. First, the attire for the wedding may be different at a destination wedding. If so, it may be necessary to determine what the right attire is and then insure that the wedding party and the guests know what that attire should be.

If they have not traveled to the location before, it is necessary for you to give them help with knowing what the right type of clothing to bring and wear is. This should include clothing for time spent not with the wedding party as well. You should allow your guests to know what the theme, informal or formal, of the wedding ceremony will be. Any other gatherings that happen should also be considered and communicated as well.

## **What to Do**

Another factor to consider about the destination wedding is what should be done during it.

If you will be inviting guests to your destination wedding, make sure you provide enough for them to do when they are there.

The wedding ceremony is only the start of what you should do. You should have a welcoming dinner or cocktail where you will inform the guests, once they arrive what the agenda is. Even if it is limited by just the ceremony and a small reception, this information should be presented to the guests even before they arrive.

Some will want to spend the entire time with you while others will be more responsive to heading out to explore the area on their own. Make sure that as the bride and groom and the parents of them sponsoring the wedding that you cater to their needs here.

It is customary for some meals to be spent with various guests that come to the wedding. Often, these can include dinner each night or it may just be a get together on the beach. Whatever it is, make sure guests are aware of what your plans are for the time that they spend with you.

## **What to Do Back Home**

No matter if three people come or if 103 people come to your destination wedding, there are likely to be those that did not come to it but still would like to celebrate with you. A reception is appropriate and should be given to the bride and groom.

It is acceptable for the bride and the groom to host their own reception following their destination wedding. It is also acceptable for the parents of the bride or the groom, or both to host it. It serves the same purpose as the reception of a standard wedding reception would. The same etiquette settings apply here.

Most commonly, the reception following a destination wedding is somewhat informal. For that reason, it is often important to convey to the guests that are being invited just how formal it will be. Make sure guests know if your wedding reception will be in the backyard or if it will be a formal affair. While either is appropriate, it is necessary to insure that the guests know what is right to wear and to give.

You should not register for a wedding registry for gifts. You should not imply that you want or expect gifts at your wedding reception either. While most guests will bring a card, they may not give a large number of gifts for informal celebrations.

The reception should include anyone that you would like to share your wedding celebration with. It is necessary to insure that guests do not feel slighted if they were not invited to the wedding by allowing them to come to the reception.

Anyone that may not feel comfortable with you having a destination wedding should be talked to, one on one about it. Provide them with information about why you want to have this style of wedding, how it will work and encourage them to come. Insure them that they can come and join you and that you will have a reception to celebrate when you come back as well.


### **What About The Wedding Shower?**

If you are having a destination wedding, one of the most commonly wondered things is if you should have a wedding shower or not. It is not a guarantee that you will have one,

since guests should be invited to a wedding shower only if they are invited to the wedding itself.

Yet, if there will be a reception for the wedding when you get back, it may be acceptable. Also, it is necessary for you to insure that you do not have your own wedding shower, or anyone that is paying for your destination wedding. It should be a friend or the maid of honor that hosts your wedding shower.

It is appropriate to have a gift registry for your wedding shower. You should follow the same etiquette guidelines here as you did for a standard wedding shower.



## **Chapter 9**

# **Thank You's**

Your wedding is a very important time for you. Of course, it is also one of the most costly events that will happen in your life as well.

Therefore, a big old thank you is appropriate for everyone that does anything for your wedding, little or small, to make it a memorable one.

The list goes on and on and while most people will say that they just want you to be happy, you should provide them all with appreciation in one form or another for what they are doing for you. This goes doubly for parents that are paying for the wedding (and all your desires and quirks!)

There are several important things to remember when it comes to saying thanks. You should be giving these throughout the next year or so in big ways to those that help you through this very stressful time.



## **Thank You Notes**

The first thing that is a big thank you to provide is that of the bridal shower. If you have any type of celebration before this in which you are given gifts or special treatment, thank you notes should also be applied here.

In fact, head to the local stationery store and pick up a lot of thanks you notes. You'll need most of them! Pick out ones that match your wedding invitations or pick out something else. Just have them on hand to send out quickly.

## **The Wedding Shower**

When it comes to the thank you notes that you will be writing for your wedding shower, you need to carefully consider what you are doing here. Here are some very important etiquette tips you need to follow for wedding thank you notes for your shower.

A personal note is the only way to go. Just telling someone thank you is not enough and is considered very impolite. You need to pen a personal note to them to tell them how

grateful you are that they took the time to provide you with this gift.

Do not send pre printed thank you notes. This is tacky and can give the impression of just being after the gift. You should hand write your thank you notes so you provide your gift givers with a clean appreciation of what their gift has meant to you.

Your thank you note should mention the type of gift that they gave you. Thanking them for the beautiful china with a pattern that you love is more appropriate and better taken than just saying thanks for the gift. Make sure to personally mention what gifts have been given to you.

Those that throw the wedding shower for you should also be thanked through a personal, hand written thank you note. If they also provide you with a gift as well as the shower help, then you can thank them for both in the same thank you note.

Thank your guests quickly for the gifts that they give you. You should send out thank you notes within ten days of your wedding shower. You should send out thank you notes for your wedding gifts within two weeks of returning from a

honeymoon. If you get a wedding gift at a different time, then send a thank you note as soon as possible.

Personalize the thank you note by using this trick. Instead of saying "I" throughout the note, say, "you" in it. This way, the information is provided to your gift giver in a way that shows the value that they have by giving this gift.

Use black or blue ink to write your thank you notes. This is the best method for doing so as it can provide the clearest reading ability as well as provides for a formal tone.

If you receive more than one gift from anyone on separate occasions, you should pen two separate thank you notes, one for each. If they give you two gifts on the same day, then both can be included in the thank you note.

When you address your envelopes, make sure that your new address, if you have one, is what is used on the front, return address. This allows your gift givers to have your new address.

If more than one person gave you the gift, you should write an individual thank you note for each person. If there are more than ten people that have given you the gift, then one

note to all of them is sufficient. This depends on the size and cost of a gift. A very expensive gift should warrant a thank you note for each person regardless.

Take your time when writing your thank you notes, to make sure that they are neat and well written. It shows that you took the time to care for them and thank them in a personal way.

## **Wedding Gifts**

When your wedding rolls around, you will likely have even more gifts to write thank you notes for. These gifts are likely to be more of a monetary nature though. Yet, any type of gift that you get for your wedding you need to properly take note of.


Wedding gifts of a monetary nature should be thanked in a generic way.

“Thank you so much for your check” or “Thank you so much for your monetary gift” is appropriate here. You should not include the amount of the gift in the thank you note. But, you can tell the person that is sending you the gift what you will use the money for should you have this figured out.

For example, telling them that you are putting the money towards your down payment on a new home is a great way to show them how well spent their money will be.

All gifts given to you at your wedding should receive the same type of personal thank you note. If you are getting something from anyone, provide them with a note of thanks that comes from the heart as it will make many people quite happy.

Make sure to provide thank you notes to all of those that have helped to make your wedding what it is too. This would include those that paid for it and those that helped in your wedding party.



## Chapter 10

# Calling It All Off

If you are reading this section, our sympathy goes out to you. Not because you are calling off your wedding, but the tasks that are ahead of you from this front. It is not easy to call on those that you were talking about being so happy with and telling them that things just did not work out.

But, it is a must to do. The good news is that if you find yourself in a position to call off your wedding, you can get some others to help you to handle this situation.

More than likely, you are in no mood to be telling the world your story as to why it just did not work out. You may even be a bit overwhelmed with how to do this the right way. One step at a time is how you will get through it.

By the way, we do mean both of you since the groom and the bride are responsible for calling off their wedding.

Here are some things to consider about how you should properly call off your wedding.

### **No Announcement Sent**

If no announcement has been sent out about your wedding just yet, then the word about calling off the wedding can be done by simple word of mouth. In fact, you should only have to tell those that you told yourself.

### **Announcement Sent**

If you or your parents have sent an announcement to your family and friends telling them that you were being engaged, it is important that another formal announcement go out on paper saying that the wedding has been called off.

### **Newspaper Announcements**

If there has been an announcement in the newspaper, then there should be another to say that the nuptials have ended by mutual consent. No blame or details need to be provided.

### **Wedding Invitations Sent**

If the wedding invitations have been sent out inviting people to your wedding, another formal wedding invitation needs to go out, letting everyone know that the wedding has been canceled.

### **Close To the Wedding Day**

If the wedding day is fast approaching, it is imperative that guests be called and told about the called off state of events. The first ones to be called are traveling guests. You should allow everyone to know that things just have not worked out the best and leave it at that. Do not feel you need to elaborate because things just get twisted here.

### **Postponing the Wedding**

If you have to postpone the wedding, you can do this following the same rules as above. But, you will want to tell your guests just what has caused the delay in this case. Whether it be illness or a death, they are likely to understand if you tell them in time.

If you know when the new wedding will take place, that information can be included. If you do not, another invitation will need to be sent out when the time does come



to inform guests. Do not have a second wedding shower, though.


### **Calling Off the Wedding after the Wedding Shower**

If you have had your wedding shower and you are now canceling your wedding, you will need to take some important steps with your guests and the gifts that you received.

The gifts given at a wedding shower are given for the bride and the groom to start their new life. If that is not going to happen, you need to return the gifts to your guest promptly.

You should not open any of your wedding shower gifts until after the bride and groom have been married so as to avoid a problem in this situation. It is often that a gift may need to be returned for other reasons as well.

If you have opened the wedding gift that was given to you, contact the gift giver and arrange to pay back the gift giver for the gift itself. If this is not possible, there should be restitution made in some way.



## Conclusion

Following proper wedding etiquette is not hard nor is it an option. Weddings are emotionally charged, but if you follow these basic steps you can go a long way to preventing conflict, discord, and frustration. Everyone around you can feel welcome, appreciated, and excited about your wonderful day.

Wedding protocol does not have to be too hard to do. If you have questions that are not answered here, you always have the option of finding out the right solution elsewhere or taking a good guess at what it is. When you think of all those that are affected by the decisions you will make, then you will find yourself making the right choices.

Wedding protocol is also always changing. Change is part of life. Just because it is traditional for one thing to happen a particular way, consider working with the real people to find

real solutions. Be flexible and understanding as you plan your wedding.

Use your wedding to strengthen your relationships with your life partner, your parents, your siblings, your friends, and all those who celebrate your wedding with you. Build an atmosphere that is welcoming, accepting, and considerate. Remember, etiquette is simply applying good manners in traditional situations.

Here are a few basic guidelines to help maintain quality relationships in the midst of stress.

Treat others the way you would like to be treated.

Give honor to those who deserve honor.

Give respect to those who deserve respect.

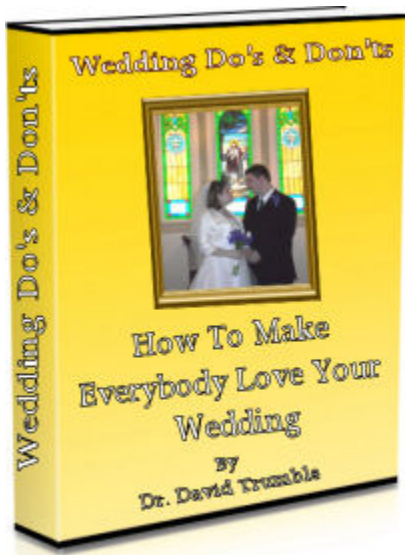
Give hugs to everyone.

Give encouragement, praise, and smiles to everyone.

Look for the good. Resist getting upset.

Listen. Smile. Laugh. Celebrate.

If you do these things, everyone will love your wedding.



## **WEDDING RESOURCES**

# WEDDING RESOURCES

The following resources are grouped for your convenience. First are those services only available locally here in central Texas. Then resources are listed for Wedding Planning, Creating Or Selecting Vows, Themes, Speeches, Flowers, Music, Bridal Shower, Reception and Video Production.

This resource list takes full advantage of the digital capabilities of this media. To access a resource simply **click to select** the linked item. You will be taken to the website or resource over the internet and find your selection fully explained there.

## CENTRAL TEXAS –

Austin to Temple to Killeen. Including North Austin suburbs of Georgetown, Cedar Park, and Round Rock.

**Castle Christian** – <http://www.CastleChr.Com>. [Info@CastleChr.Com](mailto:Info@CastleChr.Com)

Dr. David Trumble is available to serve as Minister for Pre-Planning, Planning, Rehearsal, Officiating, And Follow Up as desired. Phone Contact: (512) 487- 1056.

**Wedding Coordinator** – [Wed@CastleChr.Com](mailto:Wed@CastleChr.Com) (254) 371-1564.

Jennifer Trumble provides expert planning and assistance for couples as they look forward to their dream wedding.

**Custom Design, Sewing, Alterations** – (512) 635-0421.

<http://www.DonnaTrumble.Com> [Donna@DonnaTrumble.Com](mailto:Donna@DonnaTrumble.Com)

Donna Trumble has provided expert professional Design, Sewing, And Alterations services for over 30 years. If you want a one of a kind designer gown or simply have a gown altered to properly fit; you will be thrilled with the quality of service Donna provides.

## WEDDING PLANNING RESOURCES:

[Amazing Wedding Planning.](#)

[Wedding Planning On A Budget.](#)

[Wedding Planning Secrets.](#)

How To Have Your Fairytale Wedding On A Shoestring Budget.

[How To Plan Your Fabulous Wedding?](#) A Simple, Step-By-Step Guide To Throwing The Most Unforgettable Wedding-And Learn How You Can Avoid All The Unnecessary Hassle In The Making Of Your Wedding!

[Wedding Planning For Brides And Grooms.](#)  
Comes With Free Software.

## CREATING OR SELECTING YOUR VOWS:

[The Ultimate Wedding Vow Toolkit.](#)  
All The Tools You Need To Write Vows  
That Are A Romantic Masterpiece.

[Marriage Vows And Marriage Vows.](#)

[Weddings Weddings!](#) Wedding Ceremony Book.  
Over 10,500 Sold.

[101 Wedding Vows.](#)  
Perfect Wedding Vows  
To Help You Say Exactly How You Feel.

## PERFECT WEDDING THEMES:

[Create A Theme Wedding As Unique As Your Love.](#)  
Discover The Secrets Of Planning Your Theme Wedding The Right Way. This Book Is An Extensive Wedding Theme Book Containing Specific Details On How To Plan A Theme Wedding.

[Wedding Themes And More.](#)  
An Excellent Source Of Unique Wedding Books  
and Theme Ideas.

[My Perfect Beach Wedding.](#)  
'They All Groaned When I Said I Wanted To Get Married At The Beach... But The Groaning Turned To Excitement (And Envy) When I Showed Them How Stress Free, Inexpensive, And Easy It Would Be...

## WEDDING SPEECHES & SPEECH RESOURCES:

[All Types Of Wedding Speeches.](#)

[The Wedding Mc Jokebook For Masters of Ceremonies.](#)

[Best Man Wedding Speech.](#) The Best A Best Man Can Get. Best Man Speech Guide, Samples, Templates, Toasts, Jokes, Quotes, One-liners...

[World's #1 Selling Wedding MC Guide.](#)

[The Wedding Mc: A Guide To Success.](#) A Complete Guide To Success For The Master Of Ceremonies.

[Speeches And Toasts.](#) Professionally Written, Fill In The Blank Speech Templates. Speeches for all occasions.

## WEDDING FLOWERS

[Create Your Own Wedding Flowers.](#)

Step-by-step Guide To Creating Fantastic Wedding Flowers.

## WEDDING MUSIC

[Classical Sheet Music Albums For Weddings,](#) Funerals, & Occasions. Download PDF Albums (with Midi Files) of Classical Wedding Music Including the 4 Volume "Top Ten Classics Series".

## BRIDAL SHOWER

[Best Bridal Shower Games And More](#) - Printable Games, Themes and More. Everything You Need To Know About Planning And Hosting, A Fun And Entertaining Wedding Shower. 25 Printable Games, 22 Unique Themes, Gift Ideas, Ultimate Checklist, Tips And So Much More!

## RECEPTION PLANNING

[The Wedding Reception Kit.](#) Includes Everything A Bride And Groom Needs To Plan Their Reception Easily. Song Ideas, Templates, Tools and Many Secrets!

## WEDDING VIDEO – DO IT YOURSELF

[Wedding Video Secrets](#): A Professionals Guide For Doing-It-Yourself. This is a Comprehensive Do-It-Yourself Wedding Video Production Guide.